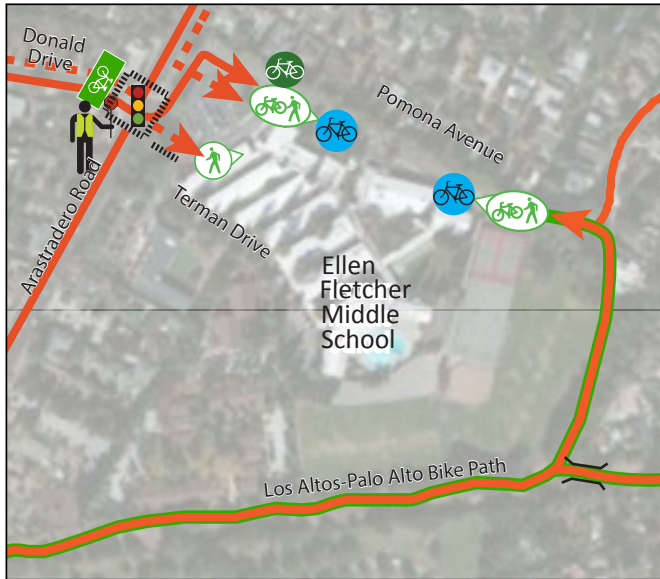


Ellen Fletcher Middle School

WALK AND ROLL TO SCHOOL SUGGESTED ROUTES

- Suggested Route (Walking and Biking)
- Suggested Route (Walking Only)
- Est. Walking Time (Biking Time)
- Crossing Guard Location
- Pedestrian-Only Access
- Pedestrian and Bicycle Access
- Multi-use Path
- Pedestrian and Bicycle Bridge
- Bike Box
- Bicycle Parking
- Bike Fix-it Station/Pump
- Pedestrian Beacon
- Traffic Signal
- All-Way Stop
- Marked Crosswalk
- Vehicle Barrier
- Attendance Area
- Parks and Open Space
- School

Inset



For more Safe Routes to School information, please visit:
www.cityofpaloalto.org/saferoutes

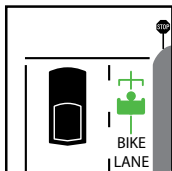
The Palo Alto Safe Routes to School Partnership encourages Ellen Fletcher parents and students to use this map to explore options for commuting between home and school. Parents are responsible for choosing the most appropriate option based on their knowledge of conditions on the different routes and the experience level of their student.



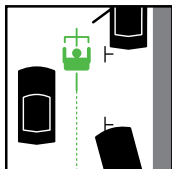
Share the road safely with all other users, no matter how you choose to get to and from school. Use extra caution near younger students walking or biking to school.

Obey adult crossing guards. They are there to help everyone cross congested intersections safely.

Bike Safely



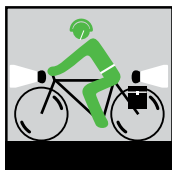
Be predictable. Obey ALL stop signs and traffic signals. Never ride wrong way. The best way to avoid crashes as well as traffic tickets is to follow the same rules of the road as apply to car drivers.



Be alert. Watch out for drivers turning left or right, or coming out of driveways. Avoid car doors opening in front of you by riding out of the door zone. Yield to pedestrians.



Wear your helmet and buckle it every time. It's the law. To best protect your brain, your helmet must fit properly: snug and level on your head, just above your eyebrows.



Be visible. Use a bright headlight and taillight at night.

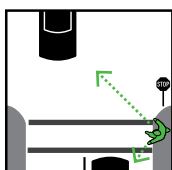
Avoid texting, phone calls, or music while biking.

Walk or Skate Safely



Be alert. Look for cars coming from all directions before entering the street - including from behind you.

Cross at corners and crosswalks. This is where drivers expect pedestrians.



Don't assume drivers see you. Make eye contact before crossing intersections.

Drive Safely

- Slow down and use extra caution in school zones, along commute routes and when approaching roundabouts or construction zone, signal your turns and yield to pedestrians and bicycles.
- Help reduce traffic congestion near Ellen Fletcher and neighboring schools by carpooling with a neighbor and avoiding the last minute rush whenever possible.
- Obey adult crossing guards and "No Right Turn on Red" signs posted at designated school intersections. This allows students to cross safely without cars turning through crosswalks.
- Don't make U-turns and other unsafe maneuvers that put other road users at risk.
- When dropping off or picking up your student, follow school guidelines and always ensure that he/she exits or enters the car from the curb side.
- Never double park, block access ramps or stop where prohibited.
- **Avoid texting, phone calls and other distractions when driving.**

New Street Marking!



Bike boxes provide bicyclists with a safe and visible way to get ahead of traffic when making a left turn. Cyclists should wait in the green box until the traffic signal turns green.

We welcome volunteers to help with Safe Routes to School events and programs at this school!

Contact your PTA or email saferoutes@cityofpaloalto.org.

City of Palo Alto Safe Routes to School

www.cityofpaloalto.org/saferoutes

saferoutes@cityofpaloalto.org

650.329.2520



WALK AND ROLL TO SCHOOL

Suggested Routes

Ellen Fletcher Middle School