













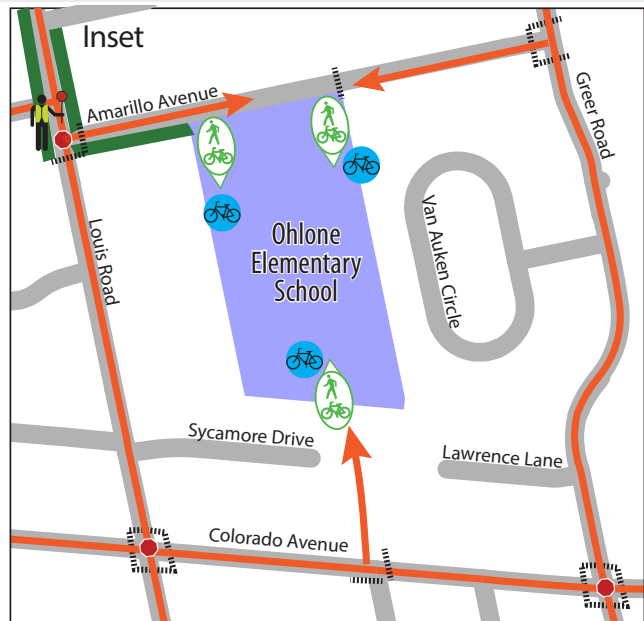


Ohlone Elementary School

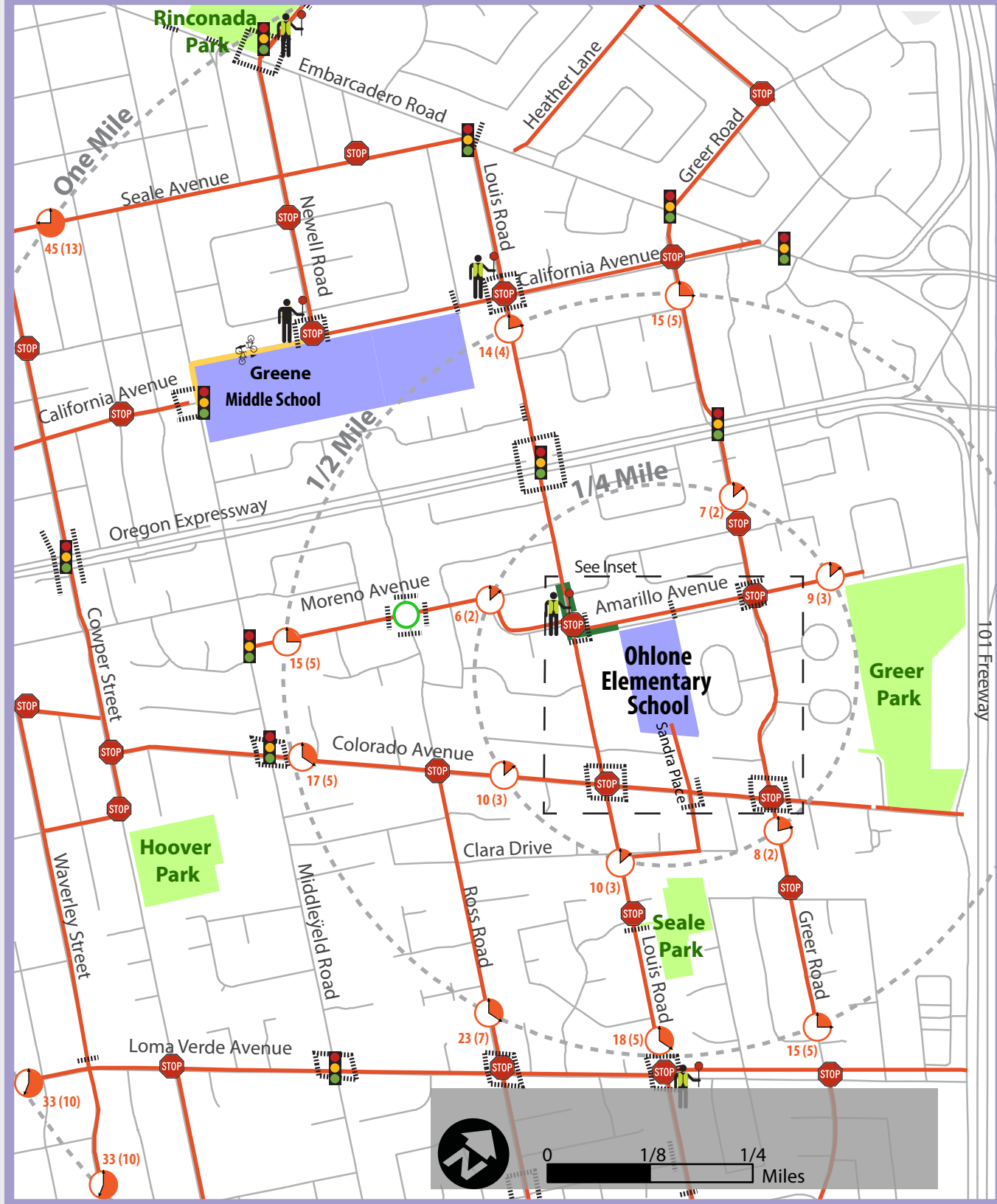
WALK AND ROLL TO SCHOOL SUGGESTED ROUTES

-  School
-  Bicycle Parking
-  Suggested Route (Walking and Biking)
-  Roundabout
-  Multi-use Path
-  Traffic Signal
-  XX (X) Est. Walking Time (Biking Time)
-  All-Way Stop
-  Two-way Bikeway
-  Marked Crosswalk
-  Crossing Guard Location
-  Parks and Open Space
-  Pedestrian and Bicycle Access
-  County/City Boundary



For more Safe Routes to School information, please visit: www.cityofpalalto.org/saferoutes

The Palo Alto Safe Routes to School Partnership encourages parents to walk or bike with students and use this mapping tool to explore options for commuting from home to school. Parents are responsible for choosing the most appropriate route based on their knowledge of conditions on the route between home and school and the experience level of their child.



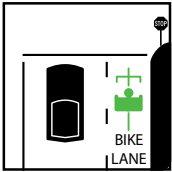
Parents: Help your student learn how to share the road safely with other users. Children who regularly practice safe walking and biking skills are more likely to make safer choices as teenagers.

Obey adult crossing guards. They are there to help everyone cross congested intersections safely.

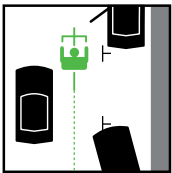
Bike Safely



Wear your helmet and buckle it every time. It's the law. To best protect your brain, your helmet must be properly: snug and level on your head, just above your eyebrows.

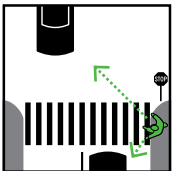


Be predictable. Obey ALL stop signs and traffic signals. Never ride the wrong way. The best way to avoid bike crashes as well as traffic tickets is to follow the same rules of the road as apply to car drivers.



Be alert. Watch out for drivers turning left or right, or cars coming out of driveways. Avoid car doors opening in front of you by riding out of the door zone. Yield to pedestrians.

Walk or Skate Safely



Be alert. Look for cars coming from all directions before entering the street - including behind you.

Cross at corners and crosswalks. This is where drivers expect pedestrians.



Don't assume drivers see you. Make eye contact before crossing intersections.

Drive Safely

- Slow down and use extra caution in school zones, along commute routes and when approaching roundabouts or construction zones. Signal your turns and yield to pedestrians and bicycles.
- Help reduce traffic congestion near Ohlone and neighboring schools by carpooling with a neighbor and avoiding the last minute rush whenever possible.
- Obey adult crossing guards and "No Right Turn on Red" signs posted at designated school intersections. This allows students to cross safely without cars turning through crosswalks.
- Don't make U-turns and other unsafe maneuvers that put other road users at risk.
- When dropping off or picking up your student, follow school guidelines and always ensure that he/she exits or enters the car from the curb side.
- Never double park, block access ramps or stop where prohibited.
- **Avoid texting, phone calls and other distractions when driving.**



Roundabouts

Prior to roundabout entry, cyclists should check over their left shoulder and merge into the travel lane when it is safe. Next, check for the traffic in the roundabout, and yield (stop) as needed. Pedestrians should cross in the designated crosswalks.

Interested in helping with Safe Routes to School events and programs?

Contact your PTA or email
saferoutes@cityofpaloalto.org.

City of Palo Alto Safe Routes to School
www.cityofpaloalto.org/saferoutes
saferoutes@cityofpaloalto.org

650.329.2520



WALK AND ROLL TO SCHOOL

Suggested Routes

Ohlone Elementary School