




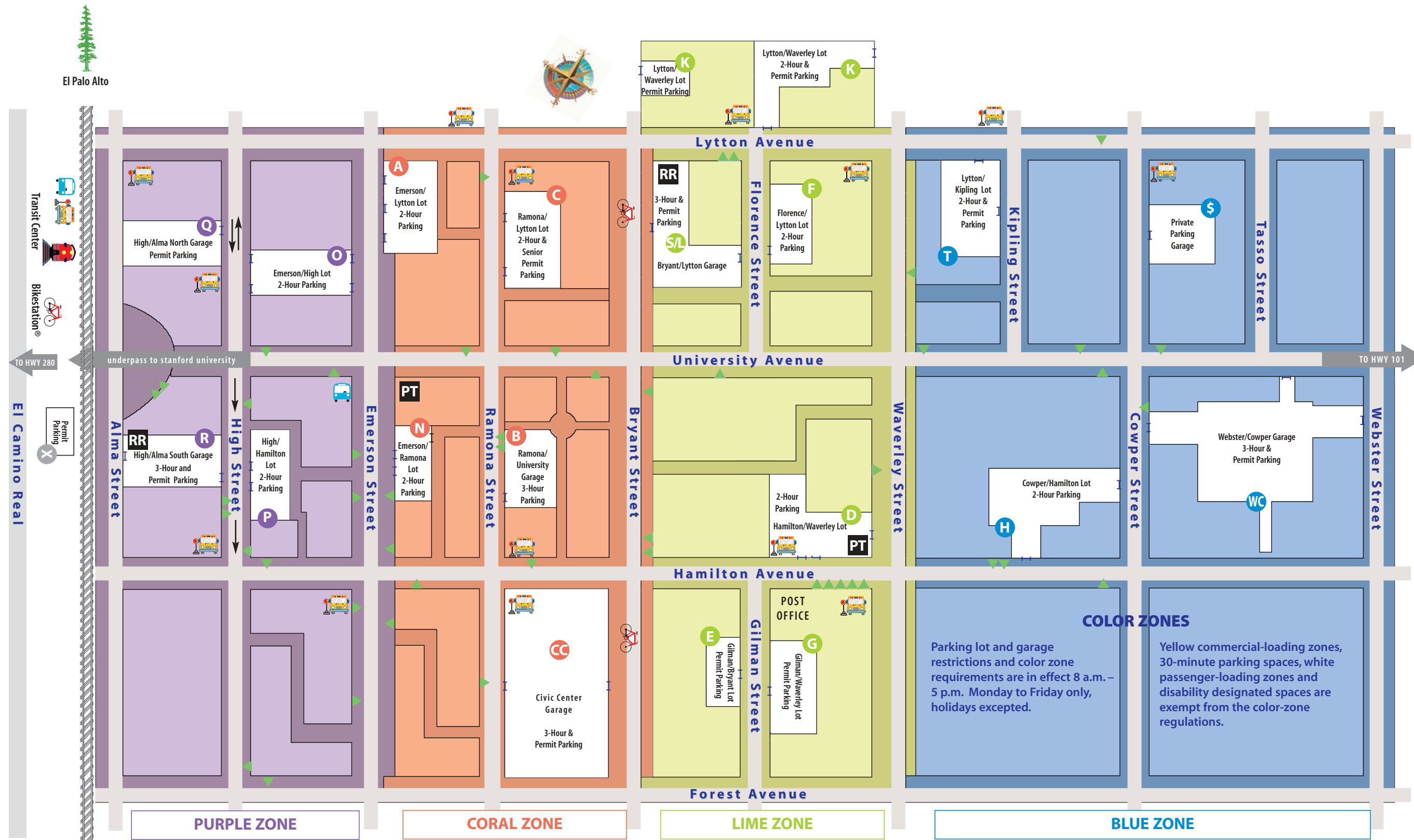


# Downtown Parking Assessment District

## KEY TO PARKING LOTS AND GARAGES

- A** Emerson/Lytton Lot
- B** Ramona/University Garage
- C** Ramona/Lytton Lot
- CC** Civic Center Garage
- N** Emerson/Ramona Lot
- D** Hamilton/Waverley Lot
- E** Gilman/Bryant Lot
- F** Florence/Lytton Lot
- G** Gilman/Waverley Lot
- K** Lytton/Waverley Lot
- S/L** Bryant/Lytton Garage
- X** Sheraton Hotel Lot
- PT** Pay Toilet
- P** High/Hamilton Lot
- Q** High/Alma North Garage
- R** High/Alma South Garage
- O** Emerson/High Lot
- H** Cowper/Hamilton Lot
- T** Lytton/Kipling Lot
- \$** Private Pay Garage
- WC** Webster/Cowper Garage
-  30-Minute Parking Spaces
-  Train Station
-  Transit Stop
-  Marguerite Shuttle Stop
-  Bicycle Boulevard/Bikestation®
- RR** Public Restroom



**COLOR ZONES**

Parking lot and garage restrictions and color zone requirements are in effect 8 a.m. – 5 p.m. Monday to Friday only, holidays excepted.

Yellow commercial-loading zones, 30-minute parking spaces, white passenger-loading zones and disability designated spaces are exempt from the color-zone regulations.