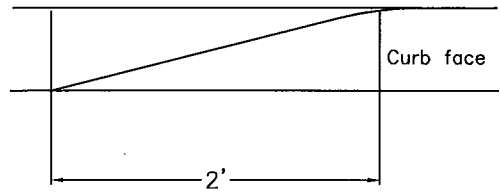
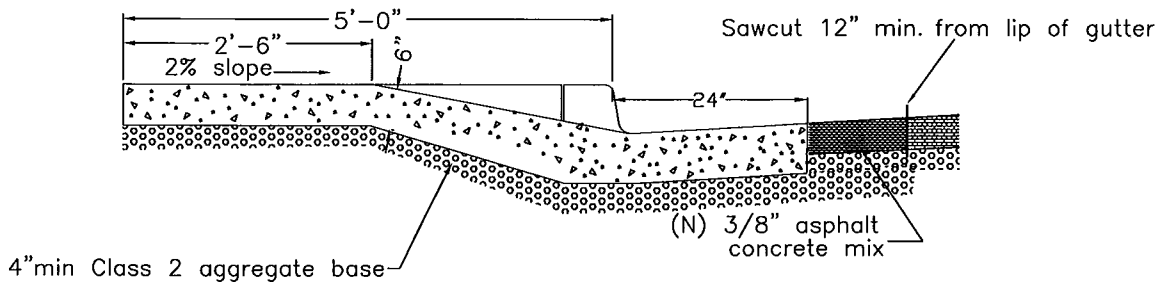


**NOTES**

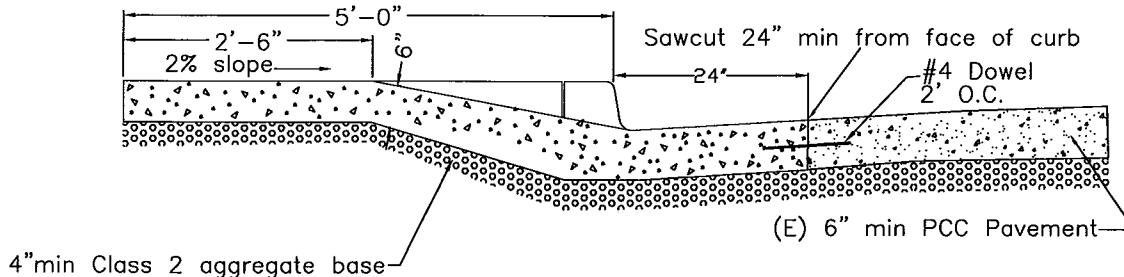
1. Dowel all new concrete into existing concrete at 2' O.C. with #4, 12" long dowels.
2. New Asphalt Concrete patches shall be with 3/8" hot mix.
3. All new driveways shall be 6" thick across all sidewalks.
4. No sawcutting along longitudinal score marks.
5. On PCC streets, longitudinal sawcuts shall be made 2' from the face of curb (FOC).
6. Pour concrete monolithically whenever possible



**ELEVATION B-B**



**SECTION A-A AC Streets**



**SECTION A-A PCC Streets**

Rev	By	Date
0	DWH	12/14/92
1	MMN	3/10/05
2	JT	8/14/06
3	HQN	10/3/06

**Driveway Construction  
Type "A" Curb  
with Adjacent Sidewalk**

Approved by:  
*[Signature]*  
PE No. 35411  
Date 5/14/07

Scale: NTS

**City of Palo Alto Standard**

Dwg No. 122